

Online Meeting Guide

Before you begin

Ensure your browser is compatible.
Check your current browser by going to the website: **whatismybrowser.com**

Supported browsers are:

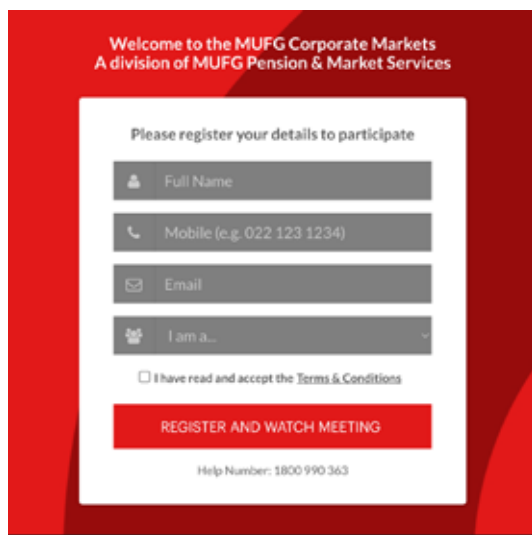
- Chrome – Version 44 & 45 and after
- Edge – 92.0 and up

To attend and vote you must have your shareholder number and postcode.

Appointed Proxy: Your proxy number will be provided by MUFG before the meeting.

Please make sure you have this information before proceeding.

Online Meeting Guide



Welcome to the MUFG Corporate Markets
A division of MUFG Pension & Market Services

Please register your details to participate

Full Name

Mobile (e.g. 022 123 1234)

Email

I am a...

☐ I have read and accept the Terms & Conditions

REGISTER AND WATCH MEETING

Help Number: 1800 990 363

Step 1

Open your web browser and go to <https://meetings.openbriefing.com/KRM25>

Step 2

Log in to the portal using your full name, mobile number and email address, and participant type

Please read and accept the terms and conditions before clicking on the **'Register and Watch Meeting'** button.

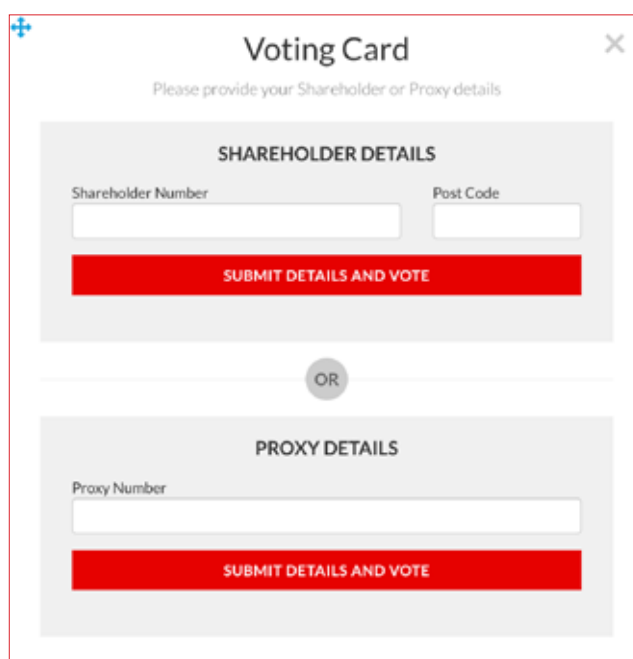
- On the left – a live webcast of the Meeting starts automatically once the meeting has commenced. If the webcast does not start automatically please press the play button and ensure the audio on your computer or device is turned on.
- On the right – the presentation slides that will be addressed during the Meeting
- At the bottom – buttons for 'Get a Voting Card', 'Ask a Question' and a list of company documents to download

Note: If you close your browser, your session will expire and you will need to re-register. If using the same email address, you can request a link to be emailed to you to log back in.

1. Get a Voting Card

To register to vote – click on the 'Get a Voting Card' button.

This will bring up a box which looks like this.



Voting Card

Please provide your Shareholder or Proxy details

SHAREHOLDER DETAILS

Shareholder Number

Post Code

SUBMIT DETAILS AND VOTE

OR

PROXY DETAILS

Proxy Number

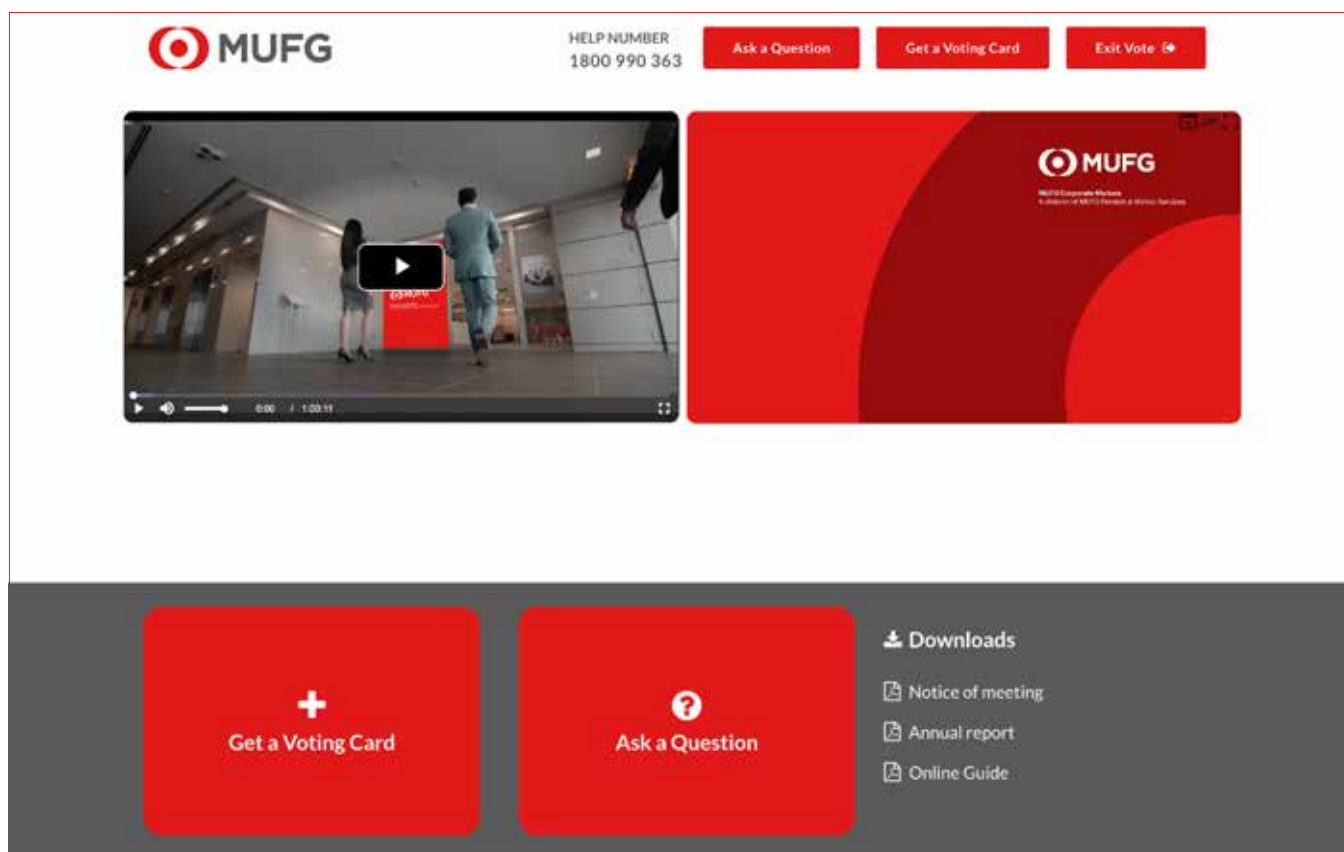
SUBMIT DETAILS AND VOTE

If you are an individual or joint shareholder you will need to register and provide validation by entering your shareholder number and postcode.

If you are an appointed Proxy, please enter the Proxy Number issued by MUFG in the PROXY DETAILS section. Then click the **'SUBMIT DETAILS AND VOTE'** button.

Once you have registered, your voting card will appear with all of the resolutions to be voted on by shareholders at the Meeting (as set out in the Notice of Meeting). You may need to use the scroll bar on the right hand side of the voting card to view all resolutions.

Shareholders and proxies can submit either a Full Vote or Partial Vote.



SAMPLE
1*****7133
X

Voting Card

Please complete your vote by selecting the required voting instruction (For, Against or Abstain) for each resolution. If you would like to complete a partial vote, please specify the number of votes for each resolution in the Partial Vote section. Proxy holder votes will only be applied to discretionary (undirected) votes. Directed votes will be applied as per the the shareholder's voting instructions.

Full Vote
Partial Vote

Resolution 1A
☒ For
☐ Against
☐ Abstain

AMENDMENT TO THE CONSTITUTION

SUBMIT VOTE

Full Votes

To submit a full vote on a resolution ensure you are in the **'Full Vote'** tab. Place your vote by clicking on the **'For'**, **'Against'**, or **'Abstain'** voting buttons.

Partial Votes

To submit a partial vote on a resolution ensure you are in the **'Partial Vote'** tab. You can enter the number of votes (for any or all) resolution/s. The total amount of votes that you are entitled to vote for will be listed under each resolution. When you enter the number of votes it will automatically tally how many votes you have left.

Note: If you are submitting a partial vote and do not use all of your entitled votes, the un-voted portion will be submitted as No Instruction and therefore will not be counted.

Once you have finished voting on the resolutions scroll down to the bottom of the box and click on the **'Submit Vote'** or **'Submit Partial Vote'** button.

Note: You can close your voting card without submitting your vote at any time while voting remains open. Any votes you have already made will be saved for the next time you open up the voting card. The voting card will appear on the bottom left corner of the webpage. The message **'Not yet submitted'** will appear at the bottom of the page.

You can edit your voting card at any point while voting is open by clicking on **'Edit Card'**. This will reopen the voting card with any previous votes made.

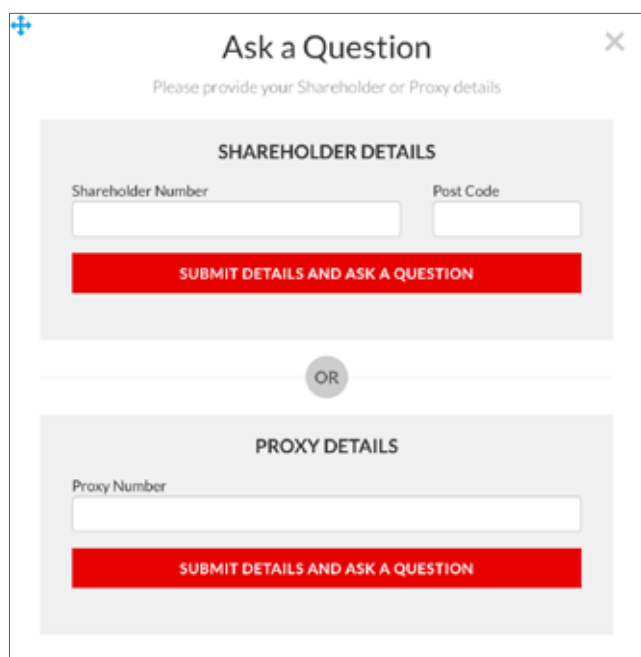
Online Meeting Guide *continued*

2. How to ask a question

Note: Only verified Shareholders, Proxyholders and Corporate Representatives are eligible to ask questions.

If you have yet to obtain a voting card, you will be prompted to enter your shareholder number and postcode or proxy details before you can ask a question. To ask a question, click on the 'Ask a Question' button either at the top or bottom of the webpage.

The 'Ask a Question' box will pop up and you have the option to type in a written question or ask an audio question over the phone line.



In the 'Regarding' section click on the drop down arrow and select the category/resolution for your question.

Click in the 'Question' section and type your question and click on 'Submit'.

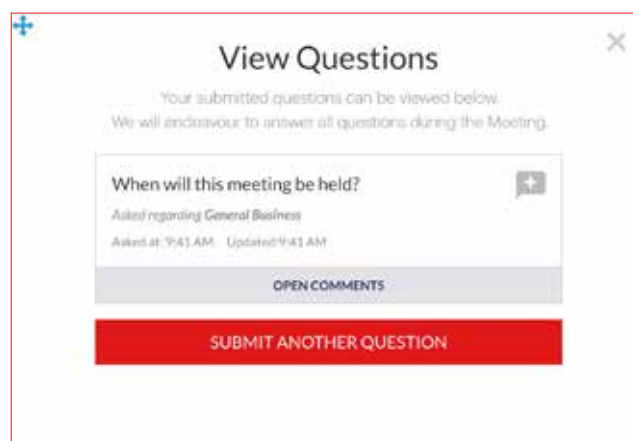
Contact us

Australia
T +61 1800 990 363

A 'View Questions' box will appear where you can view your questions at any point. Only you can see the questions you have asked.

If your question has been answered and you would like to exercise your right of reply, you can submit another question.

Note, the company will do their best to address all questions.



3. Downloads

View relevant documentation in the Downloads section.

4. Voting closing

Voting will end 5 minutes after the close of the Meeting.

At the conclusion of the Meeting a red bar with a countdown timer will appear at the top of the Webcast and Slide screens advising the remaining voting time. If you have not submitted your vote, you should do so now.

Once voting has been closed all submitted voting cards cannot be changed.