



Corporate presentation

28 January 2022

ASX:KRM

Disclaimer

The information contained in this Presentation has been prepared by Kingsrose Mining Limited (“Kingsrose” or the “Company”). The information contained in this Presentation has been prepared in summary form. Accordingly, neither the Company nor any of its shareholders, directors, officers, agents, employees or advisers give any representation or warranties (express or implied) as to the accuracy, reliability or completeness of the information in this Presentation, or, of any other written or oral information made or to be made available to any interested party or its advisers (all such information being referred to as “information”) and liability therefore is expressly disclaimed. Accordingly, to the full extent permitted by law, either the Company nor any of its shareholders, directors, officers, agents, employees or advisers take any responsibility for, or will accept any liability whether direct or indirect, express or implied, contractual, tortious, statutory or otherwise, in respect of, the accuracy or completeness of the information or for any of the opinions contained in this Presentation or for any errors, omissions or misstatements or for any loss, however so arising from the use of this presentation.

This Presentation and its contents are not an invitation, offer, solicitation or recommendation with respect to the purchase or sale of any securities in the Company in any jurisdiction and must not be distributed, transmitted, or viewed by any person in any jurisdiction where the distribution, transmission or viewing of this document would be unlawful under the securities or other laws of that or any other jurisdiction. This presentation is not a prospectus or any other offering document under Australian law (and will not be lodged with the Australian Securities and Investments Commission) or any other law. Neither the Company nor any of its related bodies corporate is licensed to provide financial product advice in respect of the Company's securities or any other financial products. You should not act and refrain from acting in reliance on this presentation. Nothing contained in this presentation constitutes investment, legal, tax or other advice. This Presentation does not take into account the individual investment objectives, financial situation and particular needs of Company shareholders. Before making a decision to invest in the Company at any time, you should conduct, with the assistance of your broker or other financial or professional adviser, your own investigation in light of your particular investment needs, objectives and financial circumstances and perform your own analysis of the Company before making any investment decision.

Neither the issue of this Presentation, nor any part of its contents is to be taken as any form of commitment on the part of the Company to proceed with any transaction and the right is reserved to terminate any discussions or negotiations with any person. In no circumstances will the Company be responsible for any costs, losses or expenses incurred with any appraisal or investigation of the Company. In furnishing this Presentation, the Company does not undertake or agree to any obligation to provide the recipient with access to any additional information or to update this Presentation or to correct any inaccuracies in, or omissions from, this Presentation which may become apparent. Any opinions expressed in the presentation are subject to change without notice.

This Presentation may include certain statements that may be deemed ‘forward-looking statements’. All statements in this presentation, other than statements of historical facts that address future activities and events or developments may differ materially from those in the forward-looking statements. The Company, its shareholders, directors, officers, agents, employees or advisers do not represent, warrant or guarantee, expressly or impliedly, that the information in this Presentation is complete or accurate. To the maximum extent permitted by law, the Company disclaims any responsibility to inform any recipient of this Presentation of any matter than subsequently comes to its notice which may affect any of the information contained in this Presentation. Factors that could cause actual results to differ materially from those in forward-looking statements include market prices, continued availability of capital and financial, and general economic, market or business conditions.

The information in this presentation that relates to the Exploration Targets, Exploration Results, Mineral Resources or Ore Reserves is based on information compiled by Dr Michael Andrews, who is a Fellow of the Australasian Institute of Mining and Metallurgy. Dr Andrews is a part time employee (in the capacity as a Director) and Substantial Shareholder of Kingsrose Mining Limited. Dr Andrews has sufficient experience that is relevant to the style of mineralisation and type of deposit under consideration and to the activity which he is undertaking to qualify as a Competent Person as defined in the 2012 Edition of the “Australasian Code for Reporting Exploration Results, Mineral Resources and Ore Reserves”. Dr Andrews consents to the inclusion in this report of the matter based on his information in the form and context in which it appears.

The information is extracted from the ASX Release entitled ‘Kingsrose Mining Reports Update Of Talang Santo Mineral Resource Estimate’ created on 10 August 2021 which is available to review on www.kingsrosemining.com. The Company confirms that it is not aware of any new information or data that materially affects the information included in the ASX release referred to above and it further confirms that all material assumptions and technical parameters underpinning the Mineral Resource contained in the ASX Release referred to above continues to apply and have not materially changed. The Company confirms that the form and context in which the Competent Person’s findings are presented have not been materially modified from the original market announcement.

The information is extracted from the ASX Release entitled ‘Kingsrose to Acquire Element-46 and a 100% Interest in Two PGE Nickel-Copper Exploration Projects in Scandinavia’ created on 10 November 2021 which is available to review on www.kingsrosemining.com. The Company confirms that it is not aware of any new information or data that materially affects the information included in the ASX release referred to above and it further confirms that all material assumptions and technical parameters underpinning the exploration results contained in the ASX Release referred to above continues to apply and have not materially changed. The Company confirms that the form and context in which the Competent Person’s findings are presented have not been materially modified from the original market announcement.



Focused on discovery

with commitment to:

- Technical excellence and disciplined project delivery
- Exemplary environmental, social and governance standards
- Shareholder and stakeholder engagement



New exploration focused team with a track-record of discovery

Board members played key roles in discovery and development of numerous significant deposits globally

Lead by Fabian Baker, former CEO of Tethyan Resources (acquired by Adriatic Metals)



High-grade PGE-nickel-copper projects in Scandinavia

Penikat, Finland: layered intrusion with 25 kilometres cumulative strike of outcropping high-grade mineralisation defined through historical mapping, sampling and drilling

Porsanger, Norway: two outcropping PGE-Ni-Cu mineralised intrusions returned broad mineralised intervals in historical drilling, including 43.15 metres at 1.20 g/t PdEq from 67.0 meters



Well funded with A\$28.2m cash and no debt*

Well placed to add value avoiding excessive dilution



Dedicated M&A team

Team with demonstrated ability to identify quality projects are continuing to seek acquisition of new exploration assets

Divestment of the past-producing Way Linggo gold mine currently under review having produced 200koz gold



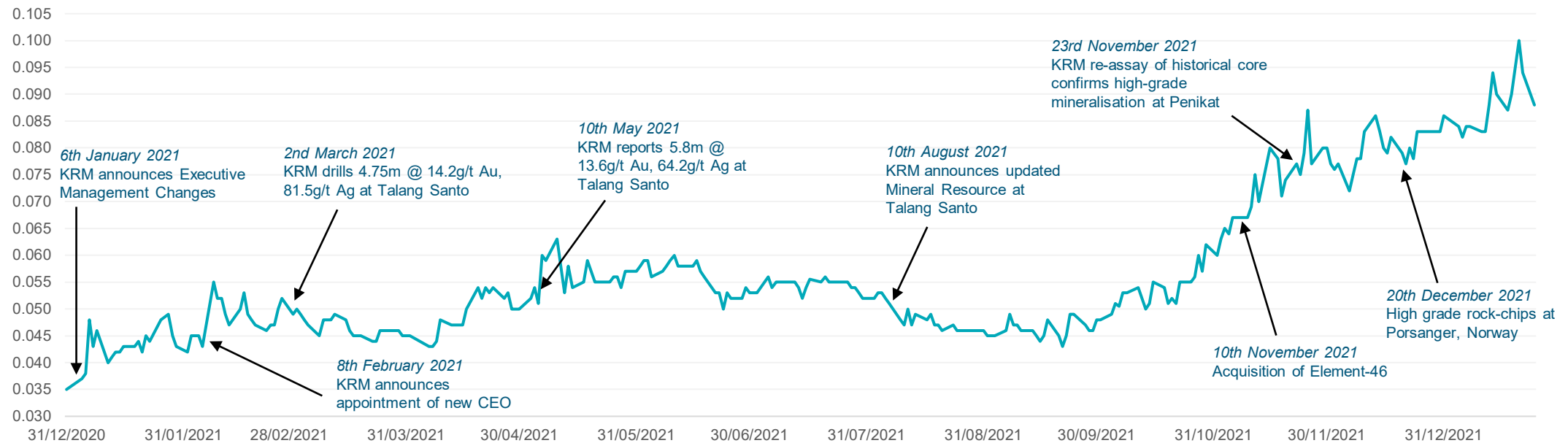
Corporate Snapshot

- Notable share price growth since announcements of new board, management and strategic direction in early 2021
- Cash at hand represents A\$0.038/share, KRM currently valued at small premium to cash

Shares on Issue	746,486,518
Options	12,000,000 (1.6%)
Performance Rights	3,500,000 (0.5%)

Share Price As at 24 January 2022	A\$0.088
Market Cap	A\$60.7m
Cash As at 31 December 2021	A\$28.2m

Year to date share price performance



Strategy

Advance Scandinavian PGE-Ni-Cu Projects to Drilling

- **Advanced exploration projects with historical drilling and large-scale potential**
 - Penikat Project globally significant high-grades over 25 km of strike length open at depth
 - Porsanger Project broad PGE drill hits from surface including 43.2 m @ 0.9 g/t Pd, 0.4 g/t Pt, 0.1 % Cu

Surface Value at Way Linggo

- **Divestment process under review to realise value and focus on exploration**
- **Recent Talang Santo Mineral Resource of 240koz gold at 5.4 g/t and 790koz silver at 18 g/t**
 - The resource remains open down dip (DDH-594 returned 5.8m @ 13.6g/t Au and 64.2g/t Ag, from 443.35m)
- **Drilling recently discovered Maul Vein**
 - Drilling at depth continues



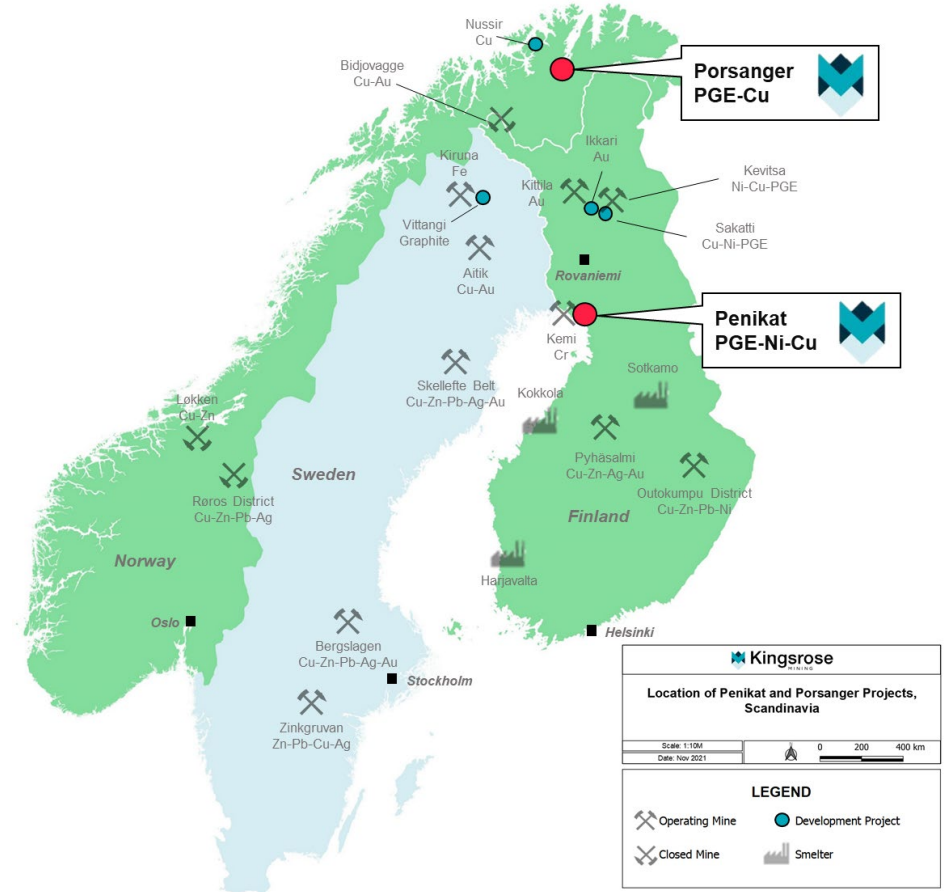
M&A

- Dedicated M&A team established
- Actively looking for precious metals and/or 'energy metals' (PGM, copper, nickel) project with outsized growth potential
- Global search, nimble and not tied to a jurisdiction
- Team with a history of success in project discovery, growth and delivering value to the market
- Strategic process in place to make the right acquisitions objectively

Acquisition of Scandinavian Assets

Why Scandinavia?

- Acquisition establishes a foothold in premier global mining jurisdictions of Finland and Norway, highly prospective for nickel, copper, PGE and gold
- Multiple large-scale deposits are in production, recent influx of major mining companies exploring for copper, nickel, PGM and gold
 - Boliden, Lundin Mining, Agnico Eagle, First Quantum and Anglo American, Rio Tinto and Kinross all operate in the region
- Finland and Norway have modern and transparent mining laws and clear permitting frameworks
- Favourable corporate tax and mining royalty rates
 - Finland: 20% tax, 0.15% royalty
 - Norway: 22% tax, 0.75% royalty
- Active and long-lived mining history with good infrastructure and skilled workforce



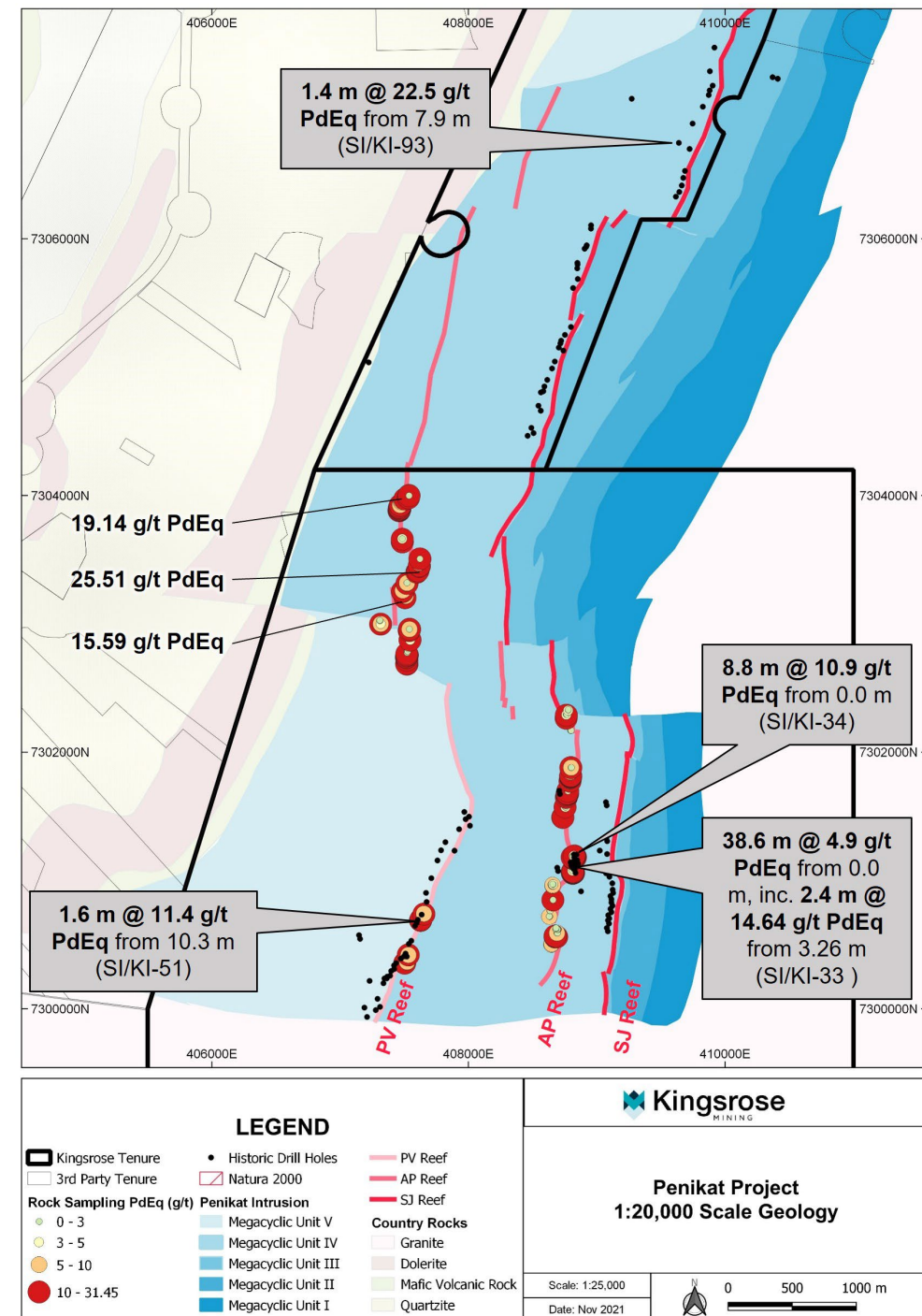
Background image is taken from the Penikat project area looking west-southwest. The Kemi chrome open pit and underground mine operated by Outokumpu can be seen in the distance

Penikat, Finland – Large Scale PGE-Ni-Cu Deposit

Penikat is a high-grade PGE-nickel-copper-gold deposit hosted within a layered intrusion.

- Mineralisation is hosted in three outcropping parallel reefs with a **cumulative strike length of 25 kilometres**
- 4,158 meters of historical drilling in 95 holes with an **average depth of only 43 metres**, displaying good grade continuity along strike. Mineralisation is open to depth
- Thick high-grade ‘ballrooms’ have been identified and represent an important exploration target. Highlight drill holes include:
 - 8.8 metres at 10.9 g/t PdEq*** from surface (SI/KI-34)
 - 38.6 metres at 4.9 g/t PdEq** from surface (SI/KI-33)
- Each reef is typically 0.5 to 2 metres thick, highlight drill holes include:
 - 1.4 metres at 22.5 g/t PdEq**, from 7.9 metres (SJ Reef, Hole SI/KI-93)
 - 1.6 metres at 11.4 g/t PdEq** from 10.3 metres (PV Reef, SI/KI-51)
- Mineralisation is analogous to the Bushveld Complex in South Africa, where mineralised reefs can be traced over multiple kilometres along strike and >1 kilometre down dip

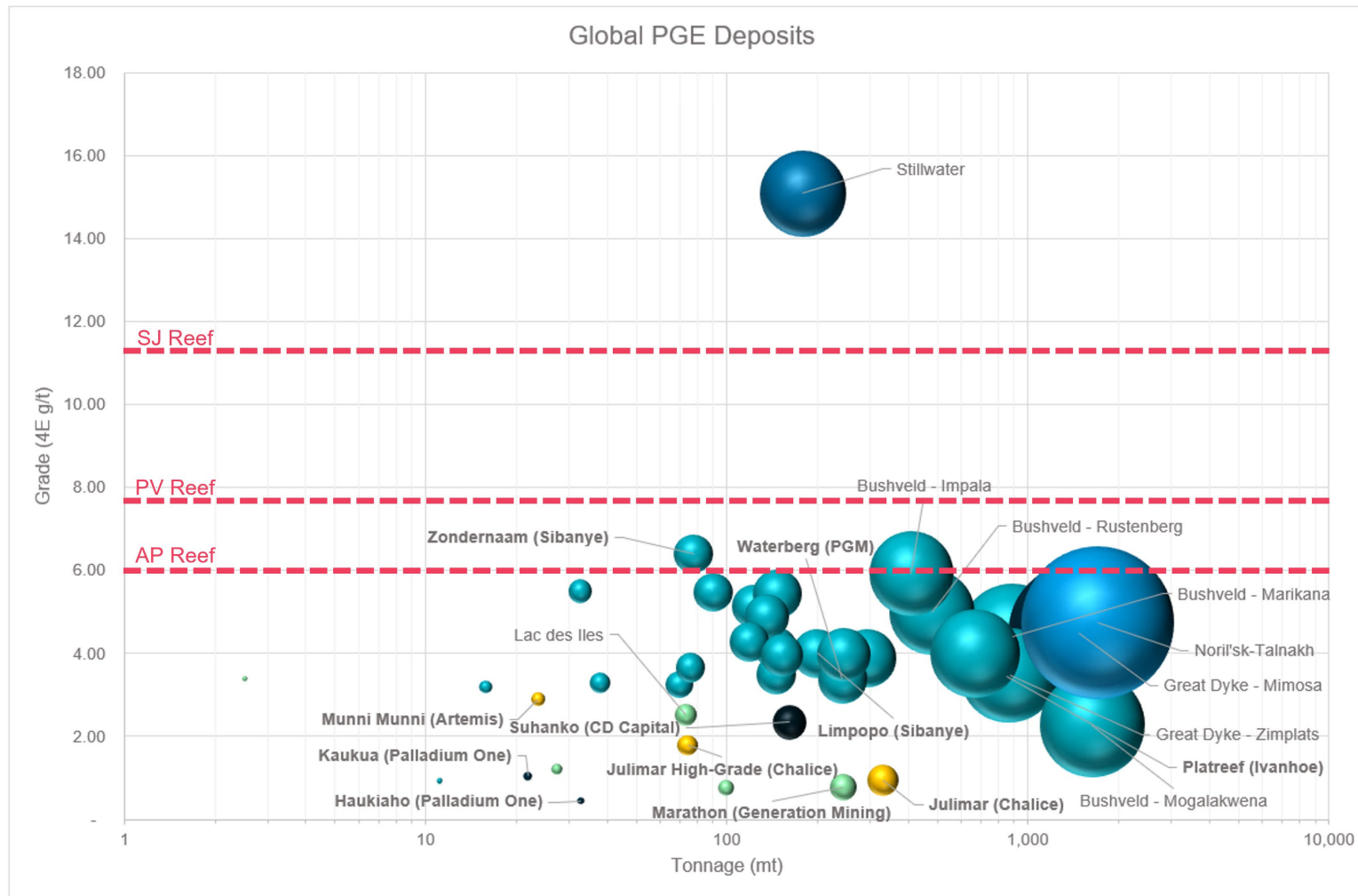
*Refer to ASX Announcement dated 10th November 2021 for details on the Penikat and Porsanger projects and PdEq calculations





Penikat Benchmarking

- Average drilled historical grades of each Penikat reef indicates they are high-grade compared to global deposits
- Majority of recent discoveries and development projects are low-grade, open pit targets will be increasingly challenging to permit and finance with heightening ESG mandates for finance and mining businesses
- Global production is dominated by Russian and South African supply, EU critical metals list includes PGE supporting local supply



●	South Africa
●	Russia
●	USA
●	Zimbabwe
●	Finland
●	Canada
●	Australia
●	Development Project
●	Producing Mine

Chart:
Average historical drilled grades plotted with resource data for significant PGE projects globally.

Assay data from 68 historical diamond drillholes from the Penikat Reservation, after applying a 2.5 g/t Pd + Pt + Au cut-off to mineralised intervals, indicate mean Pd + Pt + Au + Rh (4E) grades of 6.0 g/t (AP Reef), 7.6 g/t (PV Reef) and 11.2 g/t (SJ Reef).

See References 4, 8-19 for resource data.

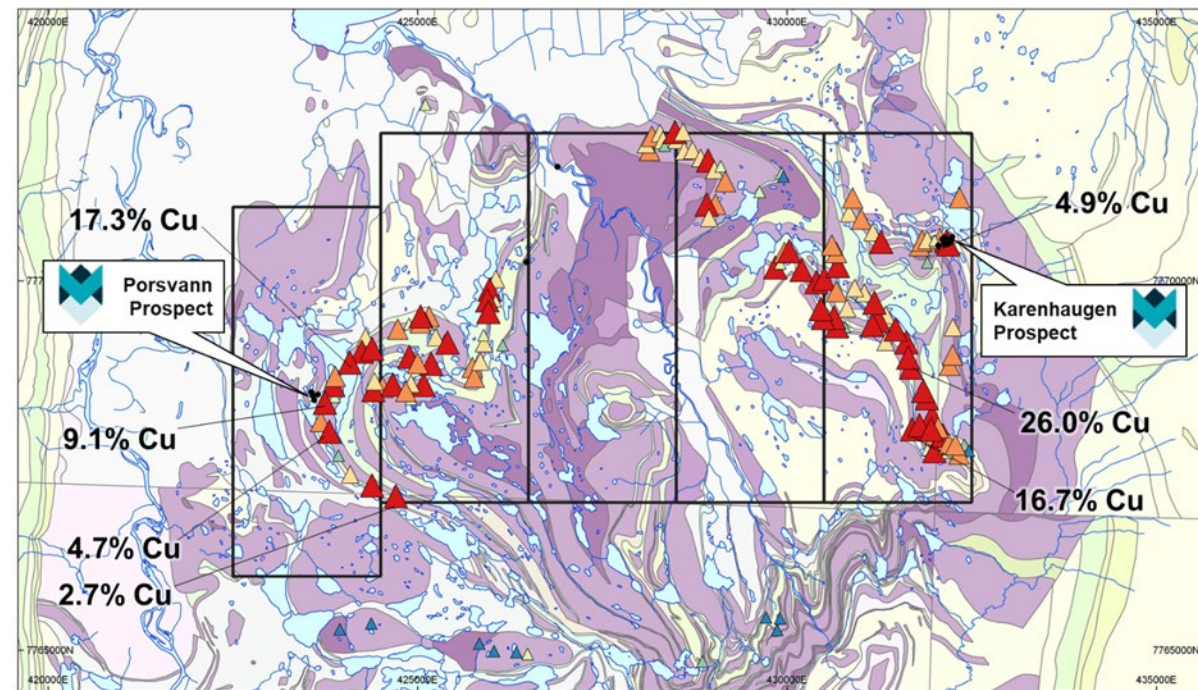
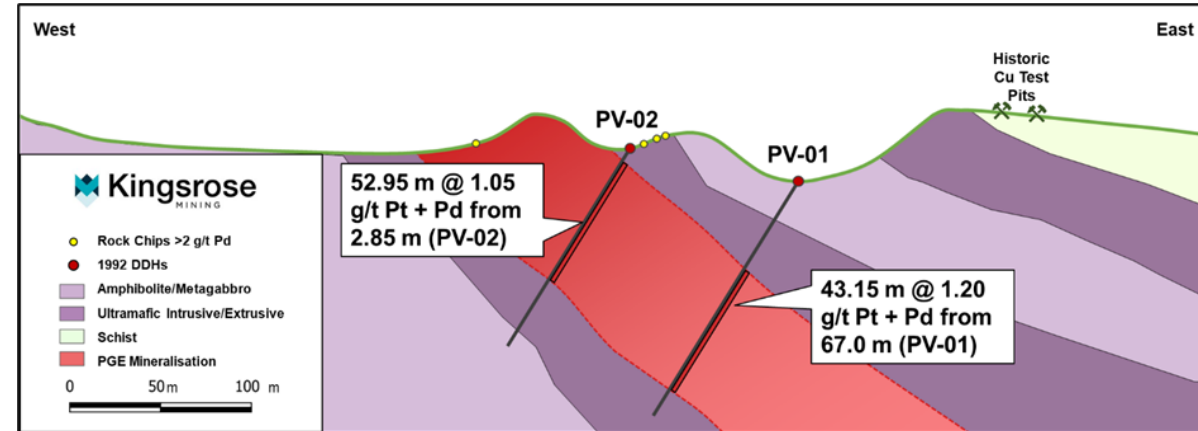
ersonal use only



Porsanger, Norway – Underexplored Region

PGE and copper bearing intrusions at Porsvann and Karenhaugen have potential to host massive sulphide polymetallic mineralisation

- Same mineral belt as Boliden's Kevitsa and Anglo American's Sakatti Ni-Cu-PGE deposits in Finland, Norwegian part of the belt is underexplored
- Porsvann prospect comprises outcropping PGE-copper mineralisation where just 4 historical drill holes have been drilled and returned:
 - **43.15 metres at 1.20 g/t PdEq** from 67.0 meters (PV-01) and
 - **52.95 metres at 1.05 g/t PdEq** from 2.85 metres (PV-02)
 - **74.9 metres at 0.9 g/t PdEq** from 16.0 metres (PV-04)
- Karenhaugen prospect is a separate intrusion, also host to PGE-copper mineralisation
- Historic work has not considered the potential for deeper, blind, contact-type massive sulphide deposits
- Narrow stratigraphically controlled high-grade copper mineralisation over 10 kilometres of strike length provides a secondary target and suggests significant copper source





M&A Strategy

Building a portfolio of the highest quality exploration assets with tier-1 potential

Well funded & quality team means:

- ✓ Focused & high quality due diligence
- ✓ Objective and patient
- ✓ Seen as a good partner
- ✓ Nimble

Key metrics for any potential acquisition:



Commodity

Quality precious and 'green energy' metals projects (PGM, copper, nickel) with outsized growth potential



Development stage

Targeting 'sweet-spot' with initial discovery made and clear geological concept – yet value yet to be realised



Jurisdiction

Proven mining jurisdictions yet quality of asset remains key



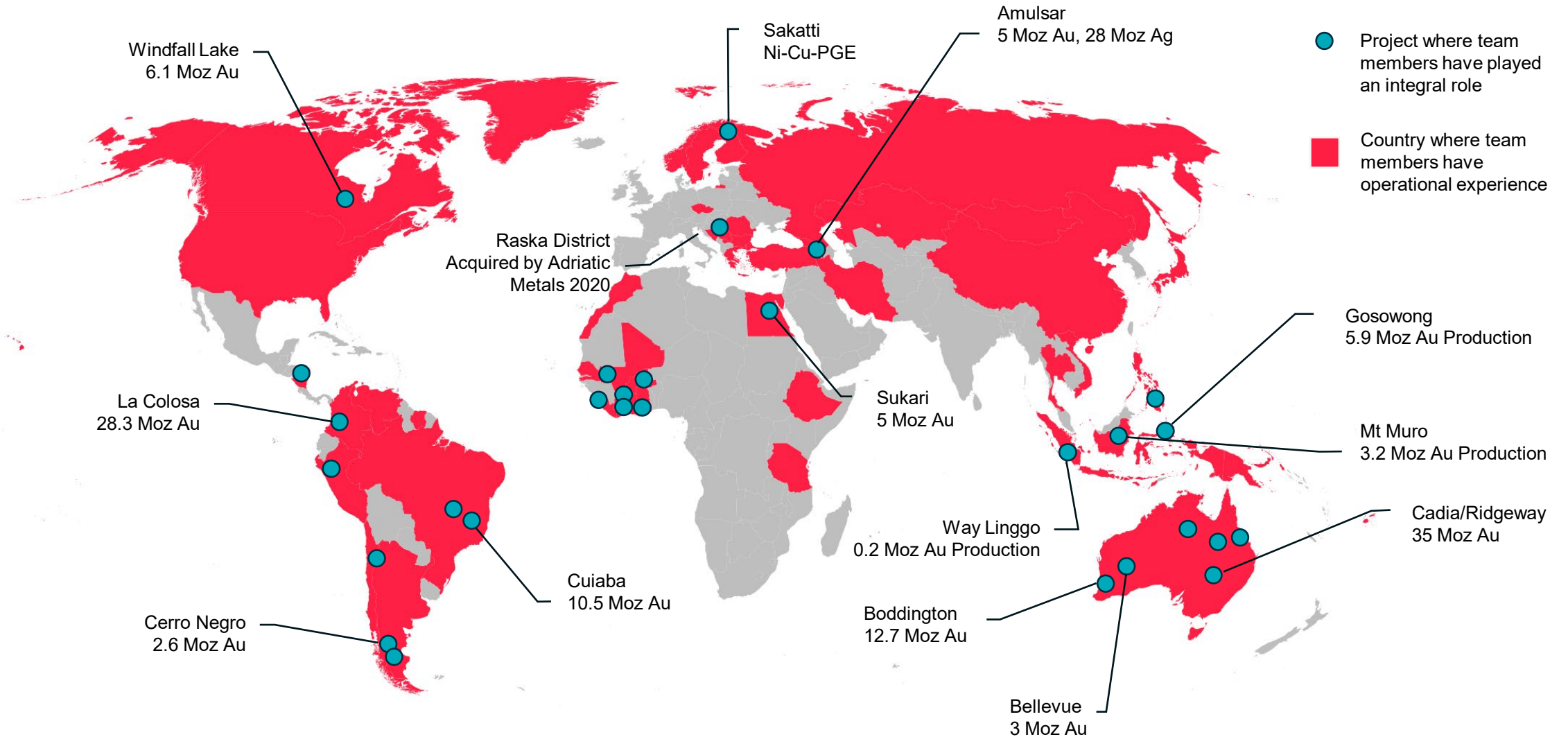
Scale

Tier 1 potential is critical (i.e. potential for discovery to attract a major mining company)



Global Depth of Experience to Identify New Exploration Opportunities

Board and Management have played key roles in the discovery and development of numerous significant projects globally



Personal use only

Note: Resources reported are combined Inferred, Indicated and Measured category either JORC or 43-101 compliant as last reported on the website of the respective companies that hold the projects.



Green Energy Metals


Essential for Global Decarbonisation



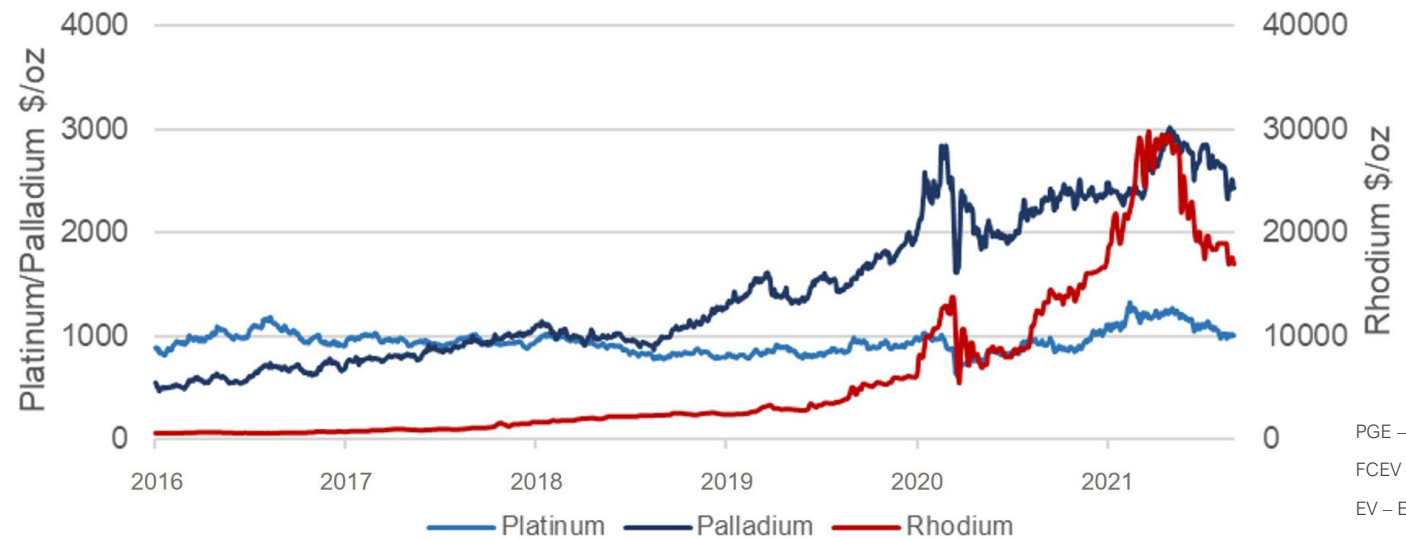
- **Platinum and Palladium's** catalytic properties are fundamental to a green economy
 - Principal metals in catalytic converters used in conventional internal combustion engines (ICE)
 - Tightening emissions standards with Europe, China and India increasing PGE loading in near-term.
 - ICE tech to remain for medium term.
 - Sizable Palladium deficit as auto production rebounds³ and catalytic converters switch to Palladium rather than Platinum dominant
 - Europe accounts for 20% of global industrial Palladium consumption⁴.
- PGE will be used as catalysts in Hydrogen Fuel Cells
 - FCEVs and stationary fuel cells to grow to 13% of total Platinum demand by 2030¹.
 - EU hydrogen strategy part of European Green Deal – committed to increase green hydrogen production to 10 million tons/yr².



- **Nickel** is a key component in batteries
 - Nickel price supported by projected demand for EVs.
 - By 2030 battery precursors for EVs and energy storage to account for 30% of Ni consumption⁵.
 - Downstream users (and investors) to demand responsibly sourced Ni.



- **Copper-intensive** solutions required for electrification
 - Shift to low carbon economy will add 20-30% to overall Cu consumption⁵.
 - 75kg of Cu in average EV compared to 15kg in conventional ICE⁶.

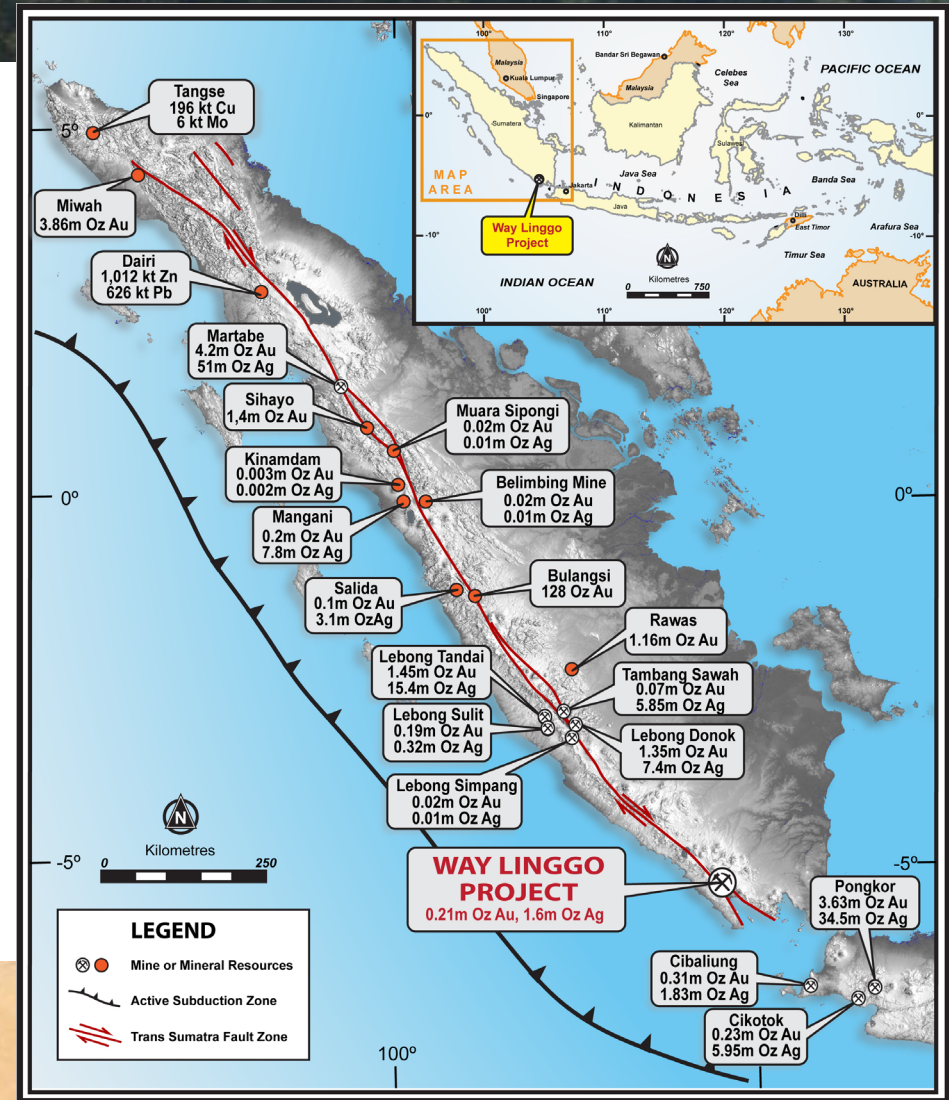


PGE – Platinum Group Elements
 FCEV – Fuel Cell Electric Vehicle
 EV – Electric Vehicle
 ICE – Internal Combustion Engine

Way Linggo – Project Overview

- Located on the prolifically mineralised Trans-Sumatran Fault Zone
- Produced 200 koz gold and 1.5 Moz silver 2011-2020
- +1Moz gold mines to the north and south of the project
- Potential for Gosowong*-type high-grade low sulphidation gold veins over a 100km² landholding
- Team has track record of discovery in Indonesia
 - John Carlile – Lead Newcrest team to initial discovery of Gosowong
 - Mike Andrews – Lead discovery of Way Linggo and 30+ years successful exploration in Indonesia & Canada

*Gosowong was a Newcrest discovery lead initially by John Carlile that grew to a district which has produced over 5.9Moz @ 30 g/t gold (as of 2019 year end).



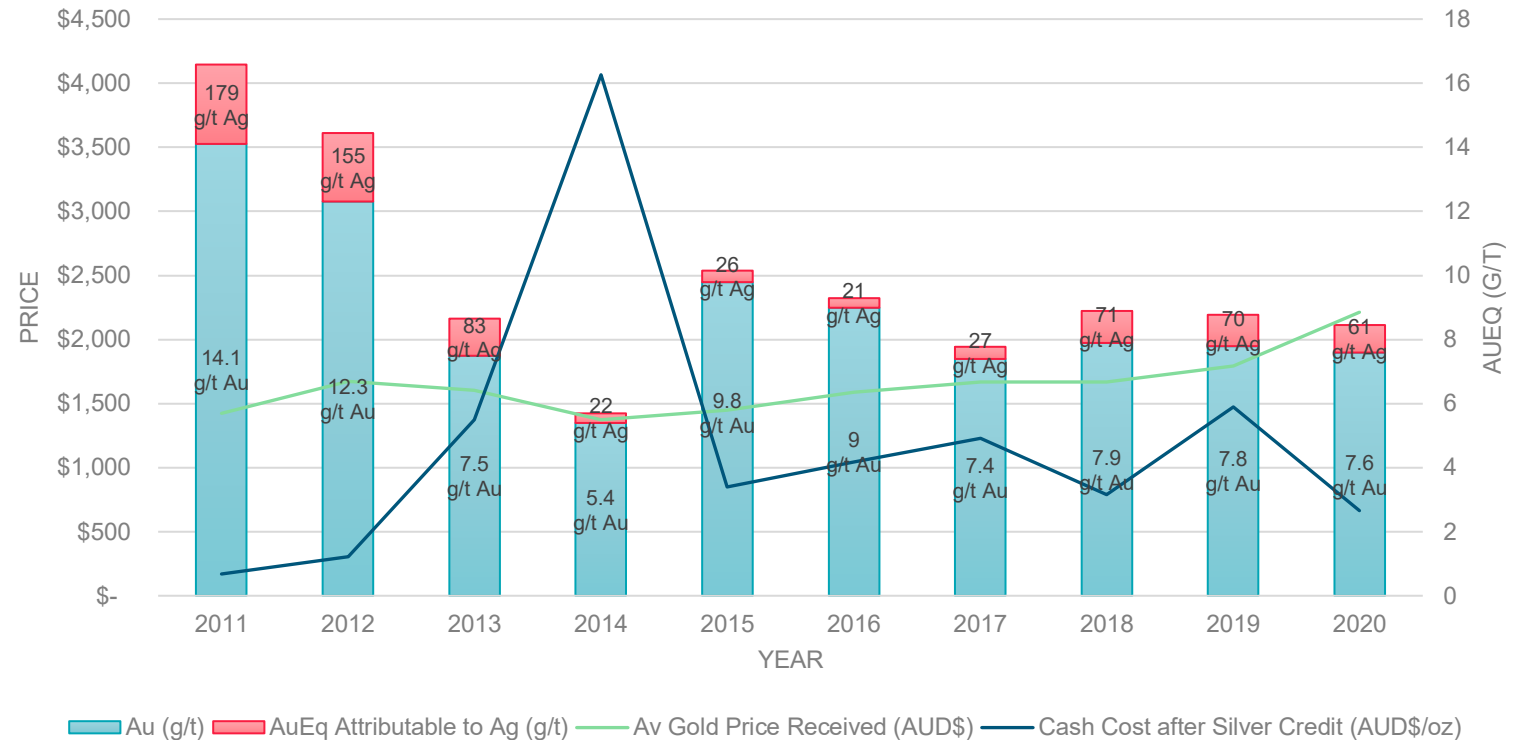


Way Linggo – Production History – Grade is King

- Success story for the company: discovery – development – production
- High margins at the start of the project, due to very high gold & silver grades
- Gold processing infrastructure remains in place

Way Linggo Production Statistics	
Life of Mine (years)	10
Plant Capacity (tpa)	140,000
Average Production (tpa)	71,000
Average Au Recovery (%)	95.2
Average Production (Au ounces pa)	20,209
LOM Cash Cost (USD/oz) – after Ag credit	998
LOM Average Grade (g/t AuEq)	10.9

Cost vs Grade Way Linggo



A\$237/oz
 Average Cash Costs (net of silver credit) in 2011 & 2012 – making Kingsrore the lowest cost producer on the ASX at the time

Personal use only

Note:
 1. Gold Equivalent (AuEq) metal grade was calculated using assumed metal prices of US\$1800/oz gold; US\$25/oz silver;
 2. Reconciled head grades were used for gold and silver after actual recoveries;
 3. Gold equivalent (g/t) was calculated using the following formula: Gold Eq. (g/t) = ((Au price US\$ (g) x Au grade) + (Ag Price US\$ (g) x Ag grade)/Au price US\$ (g)).



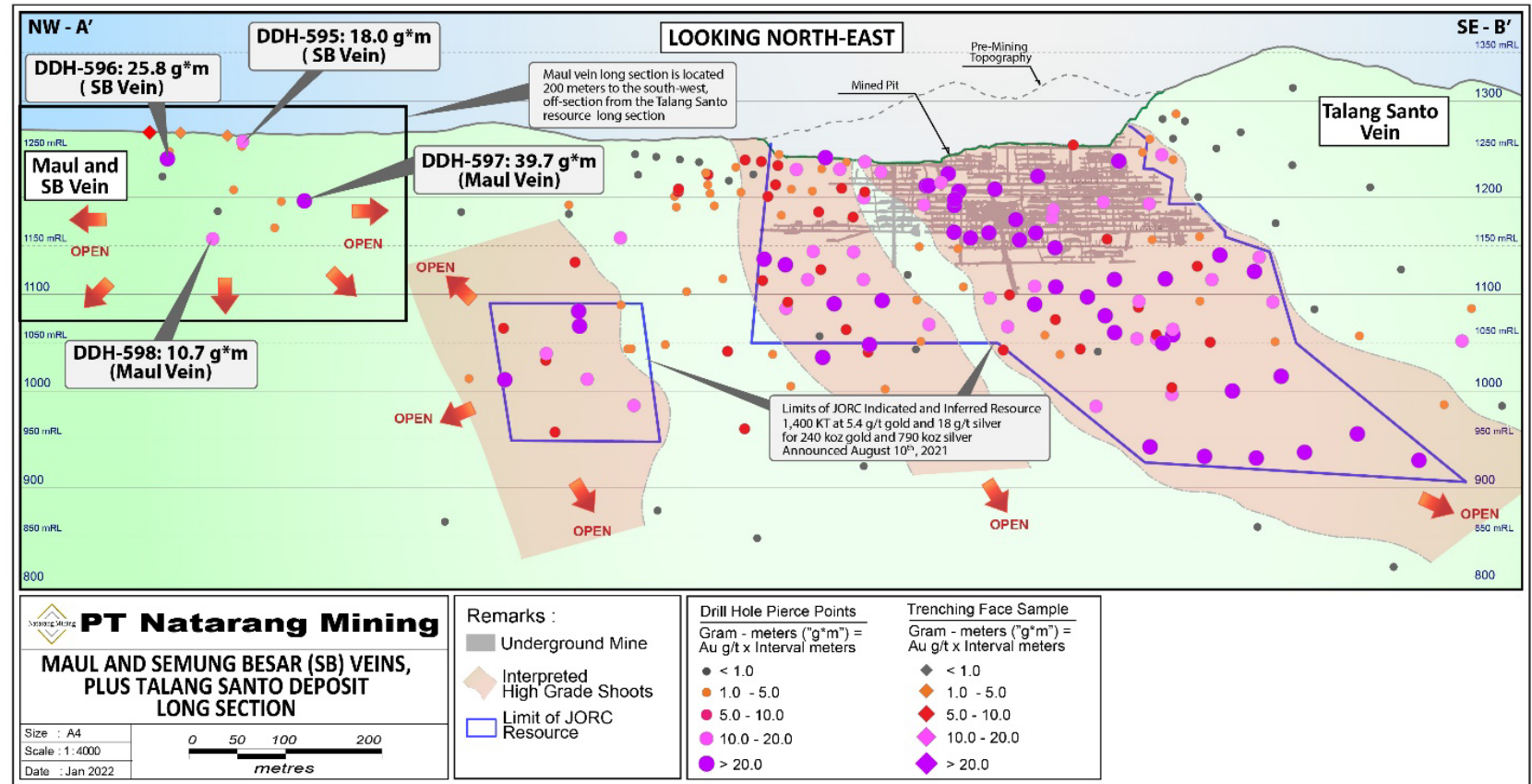
Way Linggo – Talang Santo Resource Growth & Discoveries

2021 Resource Update

- 1.4 Mt at 5.4 g/t gold and 18 g/t silver for **240 koz gold and 790 koz silver** (Indicated & Inferred at 2 g/t gold cut-off)
- Includes **higher grade portion of 0.68 Mt at 7.7 g/t gold and 26 g/t silver** for 170 koz gold and 570 koz silver (Indicated & Inferred at 4 g/t gold cut-off).
- System remains open at depth

Maul Vein Discovery

- Discovery drilling recently returned:
 - **3.1 metres at 13.0 g/t gold, 21.9 g/t silver** (from 78.2 metres, DDH-597)
 - **4.3 metres at 6.0 g/t gold, 8.6 g/t silver** (from 41.2 metres, DDH-596)
 - **2.7 metres at 6.7 g/t gold, 8.9 g/t silver** (from 8.1 metres, DDH-595)
- Drilling at depth underway



Long section showing the Maul Vein relative to the Talang Santo Mineral Resource and mine.

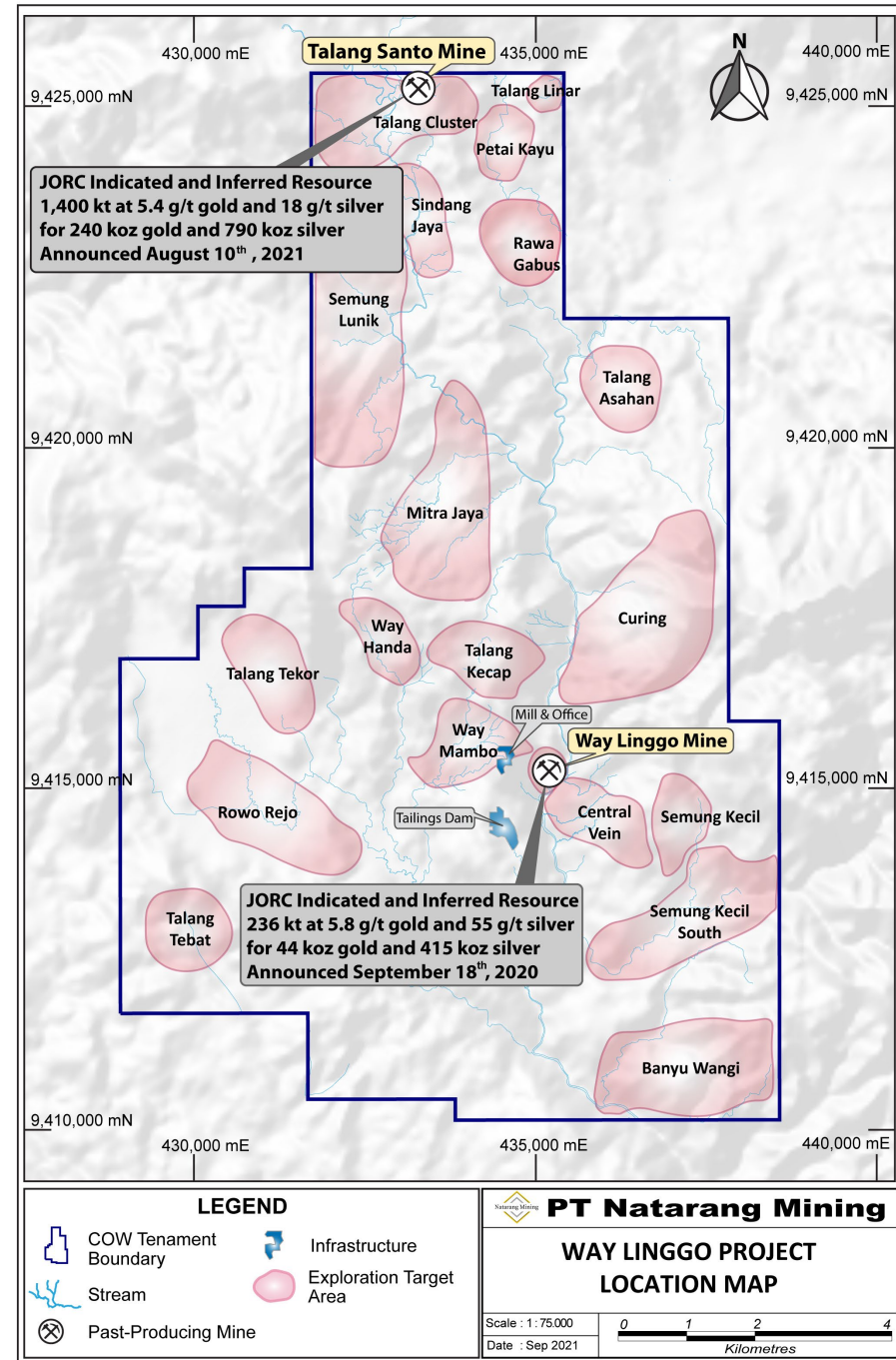
Personal use only



Way Linggo – Divestment process underway

- Kingsrose's strategic direction is creation of shareholder value by discovery and responsible development of mineral deposits with Tier-1 potential.
- Current Way Linggo Mineral Resources do not meet Kingsrose economic thresholds for mine development.
- Kingsrose is commencing a process to divest all or part of the Way Linggo project to maximise the value of the Company's interest in the project for the benefit of all shareholders.
- Intention is a transaction that allows Kingsrose to reduce its holding costs and to add to the Company's treasury, while retaining exposure to future production cash flow and further discoveries at Way Linggo.

Note: Any potential transaction will be subject to any required shareholder and regulatory approvals and will remain incomplete and confidential until the process has concluded and there can be no certainty any transaction will be agreed. The Company shall keep the market informed of any developments with respect to this process in due course in accordance with its continuous disclosure obligations.





Board of Directors

Experienced team with ability to deliver value for shareholders and stakeholders

Mike Andrews Non-Executive Chairman

35+ years experience in the industry across gold, copper, coal and iron exploration globally

Founding Director of Kingsrose, instrumental in the discovery and development of the Way Linggo Gold Mine

Fabian Baker Managing Director

Geologist with diverse corporate and exploration experience from grassroots through to feasibility

Founder and CEO of TSX.V-listed Tethyan Resources that was acquired by Adriatic Metals plc in 2020

Previously Chief Geologist at Lydian International which proved up the +4 million ounce gold resource and feasibility study on the major Amulsar deposit in Armenia

John Carlile Non-Executive Director

35+ years experience with a proven track-record of discovery, project acquisitions, and growth of public companies

Led Newcrest's presence in Indonesia and grass-roots discovery of Gosowong high-grade Epithermal gold-silver deposit

Tim Coughlin Non-Executive Director

30+ years experience exploring for gold, copper, base metals and oil in Australasia, the Americas, Asia, the Middle East and Eastern Europe

Responsible for discovery of Amulsar gold deposit in Armenia and founder of Lydian International

Held senior positions with major companies including Chief Geologist South America for AngloGold Ashanti

Currently CEO and President of Latin-America focused Royal Road Minerals (TSX.V:RYY)

Daryl Corp Non-Executive Director

40+ years in the mining industry in a range of both corporate and operational roles, involving base metals, iron ore and precious metals

Distinguished career at Newcrest where he was key to development of several major mines including Cadia Hill, Ridgeway and Gosowong

Held a range of positions at Newcrest including Transformation Executive – Business Development, General Manager – ExCo Co-ordination and Projects, Head of Ore Reserves Governance, General Manager – Corporate Affairs, and Manager – Business Development

Andrew Cooke Non-Executive Director

30+ years experience in law, corporate finance, governance and compliance

Served as a consultant to public and private companies in the resources, property, mining services, technology and biotech sectors

Management

Experienced team with ability to deliver value for shareholders and stakeholders

Mark Smith CFO

20+ years operational experience in mining industry globally

Former CFO for Centamin, played key role in development and operation of the Sukari Gold Project

Previously held roles with Endeavour Mining, Redback Mining among others

Joanna Kiernan Company Secretary

Ms Kiernan is a governance professional with over 16 years' experience in the administration and operation of listed public companies, predominately in the resources sector

Previously held the position of Company Secretary for numerous ASX, AIM and SGX listed companies



ersonal use only

Appendices

Element-46 Transaction Terms

Kingsrose has agreed to acquire Element-46 Limited and its 100% mineral exploration rights pursuant to a share sale and purchase agreement, for the following consideration:

- **upfront consideration:** £293,750 (or A\$536,893) cash and the issue of 16,419,167 shares of Kingsrose (“Shares”) representing 2.2% of the pro forma outstanding shares of Kingsrose; and
- **deferred consideration:** £451,250 (or A\$824,759) cash and the issue of 31,464,167 Shares, which together with the upfront consideration represents 6.2% of the pro forma outstanding shares of Kingsrose, subject to the occurrence of either of the following events:
 - Kingsrose being granted an exploration licence at the Penikat Project that allows Kingsrose to drill not less than 80% of the drill holes applied for; or
 - the completion of 5,000 metres of drilling at the Porsanger Project.

Completion of the transaction is subject to:

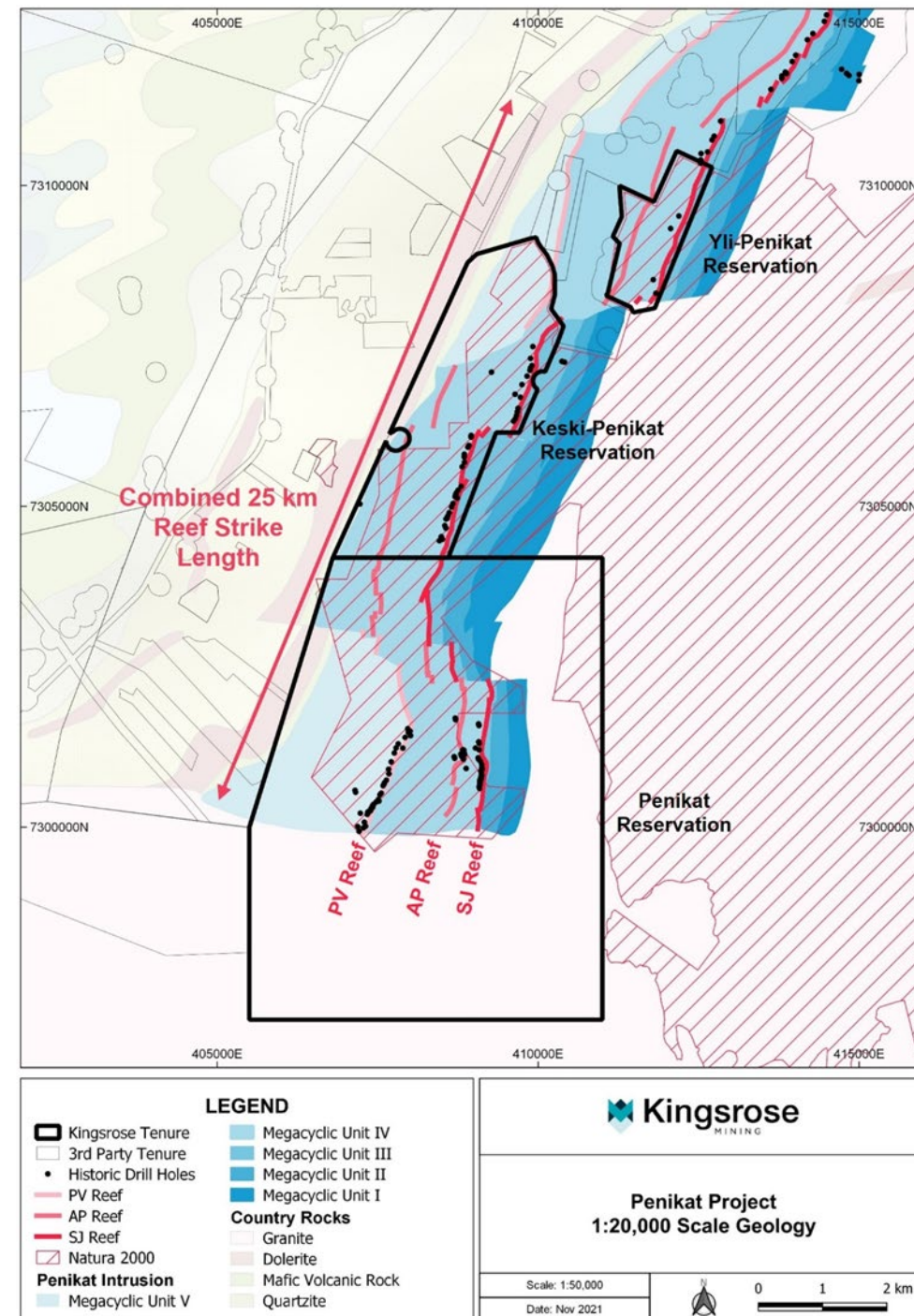
- registration of exploration licence applications in respect of the Penikat Project in the name of a subsidiary of the Company; and
- ASX confirming the deferred consideration is equitable and appropriate

Kingsrose directors Fabian Baker and Tim Coughlin hold 0.9% and 10.8% of the shares of E-46 respectively, therefore Kingsrose will seek shareholder approval for the issue of new Shares to each of them at the Company’s 2021 annual general meeting.

Completion will occur on a split basis with completion in respect of the unrelated shareholders expected to occur during December 2021 (“First Completion Date”) and completion in respect of the related shareholders to occur following the Company’s 2021 annual general meeting (“Second Completion Date”) which is intended to be held during January 2022.

Additionally, among other customary restrictions to operate E-46 in the normal course of business during the interim period up to the First Completion Date, E-46 has committed to maintain a cash balance of at least £130,000 (A\$237,604), partially offsetting the upfront consideration price.

Based on £1.00:A\$1.82772 by reference to the £:A\$ rate specified on www.xe.com at 9.00am GMT on 9 November 2021. Refer to ASX announcement dated 10 November 2021 for full details of the transaction.



ersonal use only

Way Linggo Mineral Resources

Category	Tonnes (Kt)	Gold (Au) g/t	Au Ounces (Koz)	Silver (Ag) g/t	Ag Ounces (Koz)
Talang Santo¹					
Measured	-	-	-	-	-
Indicated	240	6.0	47	13	100
Inferred	1100	5.3	190	19	690
Subtotal	1400	5.4	240	18	790
Way Linggo²					
Measured	-	-	-	-	-
Indicated	152	6.5	32	65	318
Inferred	84	4.6	12	36	97
Subtotal	236	5.8	44	55	415
Grand Total	1636	5.5	284	23	1205

¹ refer ASX release dated 10 August 2021

² refer ASX release dated 18 September 2020



Way Linggo Site Infrastructure

Gold Room ▼

▼ Way Linggo Processing Plant



Way Linggo Camp ▶



▶ Way Linggo Processing Plant



Personal use only



Way Linggo Site Reclamation

Site-Wide Reclamation to Highest Standards

Talang Santo Pit Reclamation



Waste Dumps Reclamation



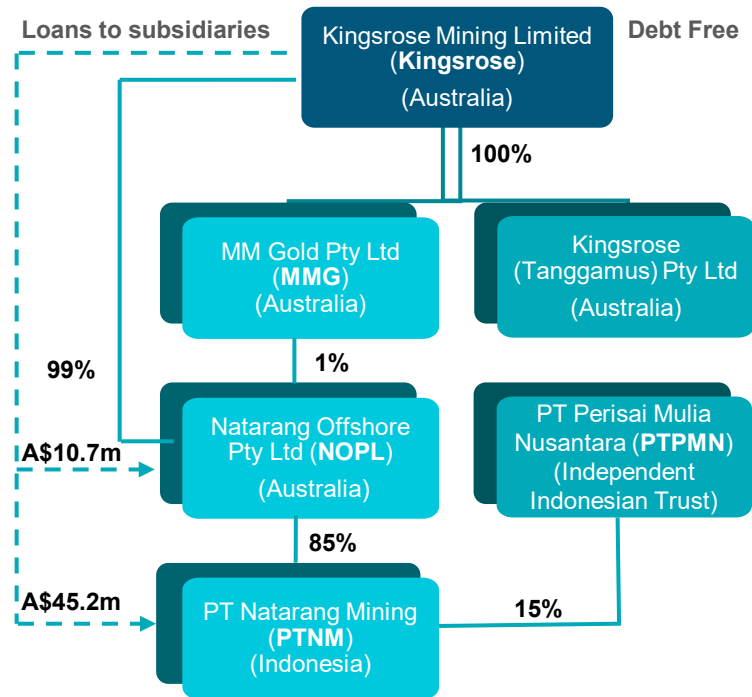
Way Linggo Plant Nursery



ersonal use only



Way Linggo Divestment Requirement



- The Way Linggo Project in South Sumatra, Indonesia is held under a 4th generation Contract of Work (CoW) and its subsequent amendment with the Indonesian Government.
- KRM is obligated to offer for sale to the Indonesian Government equity tranches in PTNM which if taken up would result in the Company's share of PTNM reducing down to 49% (exclusive of the 15% described below) over a five year period in accordance with a divestment schedule outlined in PTNM's CoW.
- In October 2018, the 15% PTNM equity interest previously held by Mr Herryansjah was transferred from his estate to his beneficiaries, PTPMN, upon his passing. As part of the share transfer the outstanding loans were assumed by PTPMN on substantially the same terms and conditions – ownership cannot be transferred without KRM approval.
- Each divestment tranche is to be offered for sale at a fair market price to either an Indonesian government body or an Indonesian national.
- On November 16, 2020, PTNM submitted the share divestment offer to the Government of the Republic of Indonesia amounting to 36% equity. PTNM has fulfilled the obligation to apply for divestment of shares in the tenth year since production in accordance with the prevailing mining laws and regulations. As of the date of issuance of this Corporate Presentation, the Company is waiting for Government of Republic of Indonesia to provide a response to the 36% share divestment offer.
- PTNM has a significant debt owing to KRM with interest which makes it unattractive for purchase.
- All equity divestment offers for all CoW's are made at the same time and so compete with each other.



References

Penikat benchmarking

1. Sibanye-Stillwater 2021 investor day (https://thevault.exchange/?get_group_doc=245/1632367763-ssw-investor-days-session-2-PGM-market-outlook-23sep2021.pdf)
2. EU hydrogen policy 2021 ([https://www.europarl.europa.eu/RegData/etudes/BRIE/2021/689332/EPRS_BRI\(2021\)689332_EN.pdf](https://www.europarl.europa.eu/RegData/etudes/BRIE/2021/689332/EPRS_BRI(2021)689332_EN.pdf))
3. Anglo American 2020 annual results presentation (https://www.angloamericanplatinum.com/~/_media/Files/A/Anglo-American-Group/Platinum/investors/financial-results-centre/anglo-american-platinum-2020-annual-results-presentation-22022021.pdf)
4. Nornickel 2020 annual report presentation (https://www.nornickel.com/upload/iblock/305/2020_annual_report_of_nornickel.pdf)
5. Wood Mackenzie 2021 Paydirt Australian Nickel Conference Presentation 5th Oct.
6. Schroder 2017 "Copper's golden age?" (<https://www.schroders.com/en/ca/individuals/insights/alternatives/coppers-golden-age/>)
7. Sibanye Stillwater 2020 Mineral Resources and Mineral Reserves Report
8. https://www.ivanhoemines.com/site/assets/files/5150/platreef_integrated_development_plan_2020-_december_2020_1.pdf
9. <https://www.implats.co.za/pdf/mrr-2020/implats-mrr-2020-final-16-september.pdf>
10. https://s1.q4cdn.com/169714374/files/doc_downloads/2019/Waterberg-DFS-Full-Final-Report-October-4-2019.pdf
11. https://www.goldfields.com/reports/ar_dec_2011/minerals/pdf/exploration.pdf
12. <https://www.palladiumoneinc.com/news/2021/palladium-one-announces-resource-estimate-for-haukiahho-zone-doubles-endowment-at-lk-project-finland>
13. http://valoremets.com/_resources/reports/PedraBranca-43101Resource-August2019.pdf
14. <https://newagemetals.com/wp-content/uploads/NAM-River-Valley-PEA-by-PE-August-7-2019.pdf>
15. <http://canadianpalladium.com/wp-content/uploads/2020/02/PGM-NI-43-101-Technical-Report-May-23-compressed.pdf>
16. https://www.angloamerican.com/~/_media/Files/A/Anglo-American-Group/PLC/investors/annual-reporting/2021/aa-ore-reserves-and-mineral-resources-report-2020.pdf
17. <https://www.northam.co.za/downloads/send/145-2020/1318-mineral-resources-and-mineral-reserves-statement-2020-final>
18. <https://www.asx.com.au/asxpdf/20150805/pdf/4309wvhmk4wtxx.pdf>
19. <https://wcsecure.weblink.com.au/pdf/CHN/02449300.pdf>



info@kingsrosemining.com

+61 8 9381 5588

45 Ventnor Avenue, West Perth, WA 6005 Australia

ABN: 49 112 389 910

www.kingsrosemining.com